



Boys & Girls Club of Lethbridge & District

Newsletter January 2016

Important Dates!

Jan 5- Kindy
Registration opens at
9:00 am

Jan 28- Scholastic
orders due


Jan 29- PD Day All
Schools

Feb 2- Groundhog Day



In this edition...

- A note About Parent Payments
- Toys and Electronics From Home
- Free Community Events
- How To Use Brainstorming To Encourage Your Child To Cooperate



Featured Artwork

This piece was drawn
by Charlie, one of our
youth from the MAT.

Payment Frustration

We often get questions about parent portion payments— when will they happen? How much do I owe? Why hasn't my payment come out yet? Sometimes this is accompanied by frustration, which is completely understandable. Our payment system is so confusing for a few reasons such as method of payment, approved subsidy amount and actual child care hours as well as bank processing times and days. It frustrates us too, because we don't always have an answer to a simple question.

Monthly fees are due by the end of each month. If you choose to pay in person by debit, cheque or cash, you can make the payment at any time of the month. Fees do not have to be paid in one lump sum, and you

can pay in installments that work best for you. Stephanie, our administrative assistant, works from 10 am– 6 pm to accommodate payments during pick up time. Blank envelopes are available for cash and cheque payments to be safely deposited in the locked mailbox on the office door.

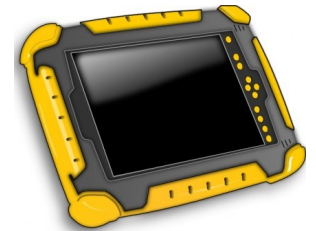
Automatic payments are the source of our biggest problems. The service we currently use is not easy to navigate and does not give us reasons why payments do not occur. Sometimes it just gives us a balance and we have to go back through all the records and puzzle together what worked and what didn't. Sometimes a payment appears to have gone through but we get a returned item several

weeks later. One important note about automatic payments is that the system will make two attempts for all payments and may cause double NSF fees. We cannot change that and if you do get double NSF fees, please let us know and we will try to get them reversed. Because of all these problems, we are hoping to change to a different automatic payment service.

Statements for 2015 will be distributed by the end of January. If you have any questions about payments or would like to change your payment method, please contact Jennifer at 403-327-6423 or ED@bgclethbridge.com. We truly want to make payments as simple as possible and welcome all questions and feedback.

Toys and Electronics From Home

Please leave toys/electronics at home! We provide a variety of activities for children to participate in, and plenty of materials for your child to explore in the program. This way all the materials in the program belong to all of the children and there is no need to worry about who "owns" it. This policy is also in place to prevent accidental loss, breakage, or concerns around "inappropriate" toys.



Featured Staff

Kristina is the Education Manager and runs the Rogers Raising the Grade academic support program for high school students. A teacher by trade she loves helping folks meet their goals and learns so much from the children and youth! Her faves include running with her dog, cooking delicious vegetarian food, and pretending to know how to garden.

Find Kristina for support with school and learning!

Free Community Events

Sunday Mornings: Pop-up Yoga 10am CASA

Tuesdays: Music at noon 12:15 U Of L Recital Hall

Saturday Mornings: Stay and Play 10am

Lethbridge Public Library

January 4-9: Banff Mountain Film Festival 7pm

Lethbridge Public Library

January 8: ECYCLE drive: LCN

January 13: Free New Media Film Series: In The Mood For Love 7pm

Lethbridge Public Library

January 14: Film Premiere– Where is home? 6:30pm Lethbridge Public Library

January 22: LSO Symphony Extras-B-Cellos & Canapes 8pm La Cité des Prairies



WELCOME TO 2016!

Now, more than ever, it's time to.....



Find full schedule and info at www.thematlethbridge.com

How To Use Brainstorming To Encourage Your Child To Cooperate

Brainstorming is working together to find a solution to a problem. When done well, brainstorming can create an atmosphere of cooperation in your home. It teaches kids to think critically about problems, consider the thoughts and feelings of others, and to explore a variety of solutions.

Try brainstorming as an alternative the next time you find yourself ready to jump in with your own solution.

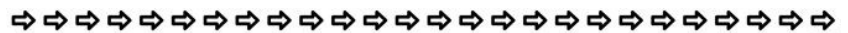
Here are some tips for a successful brainstorming session:

- Keep options open:** Create an atmosphere where anyone can bring a challenge or problem to the table for brainstorming, not just parents. Encourage kids to talk about things at home, concerns at school, sports or other situations.
- Work together:** Focus on keeping this a collaborative process. It's hard to stay quiet when we see an obvious solution. Your opinion is valid, and it may not be the best solution. Allow your children to have a voice in the conversation too.
- Consider all ideas:** Write down every idea that is expressed – even if they are far-fetched or impossible. Squashing an idea instead of writing it down, may cause your child to disengage from the process, and discourage cooperation.
- Everyone benefits:** Teach your children that a good solution is one where everyone is satisfied – it's not one sided. As you go through the list, talk about each suggestion. If it doesn't work for everyone involved, move on to the next idea.
- Give it a try:** Pick a solution and put

it into practice for a set amount of time. This might be a week, a day or 5 minutes, depending on the challenge. Don't underestimate the ideas of even the youngest kids in your family.

- Reevaluate:** Periodically, go back and check up on the solution. Is it working? If not, return to the brainstorming phase. Make another list and try again. This shows kids that the first solution is not always the best, and that's OK.


Adapted from: <http://www.positiveparentingconnection.net/how-to-use-brainstorming-to-encourage-your-child-to-cooperate/>









Name _____

Snowman Sequencing

Directions: Order the pictures 1, 2, 3, 4, 5 and 6.



©2014 The Teaching Treehouse

